

Spent: stipends and salaries that have been paid out and are encumbered

Available: funds available to spend on GA's, Special Payroll, and Student Payroll

Includes the following accounts:

- Capital Equipment
- Gift Accounts
- Revenue Accounts
- Academic Materials Fee

Spending is restricted to the account purpose

Includes the following accounts:

- Rollover
- Academic Support
- IDC Salary Saving
- Instruction
- Royalty

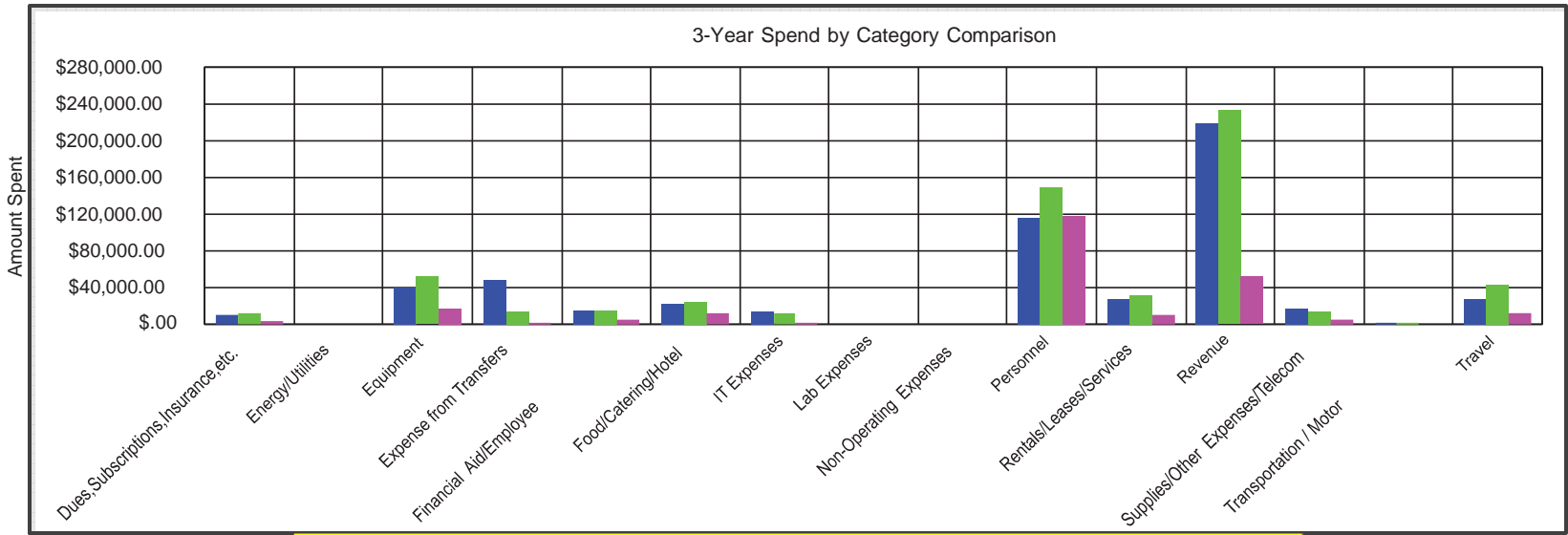
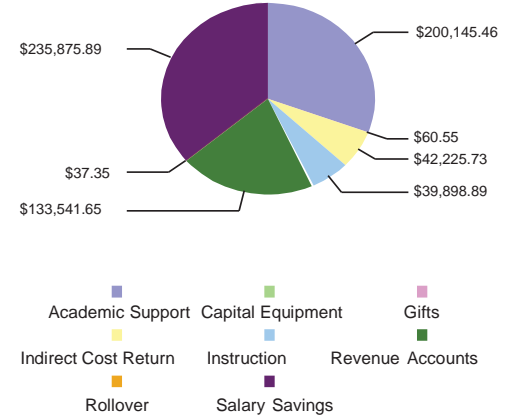
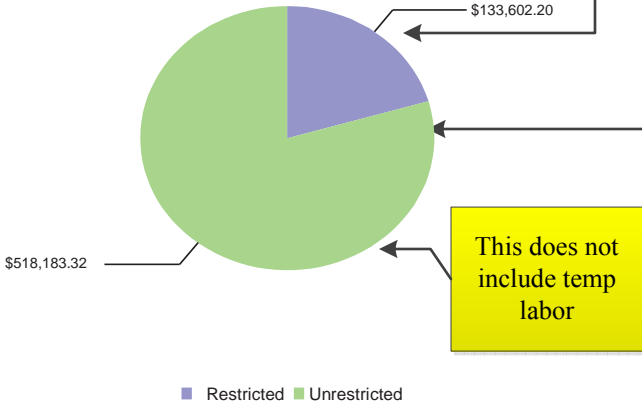
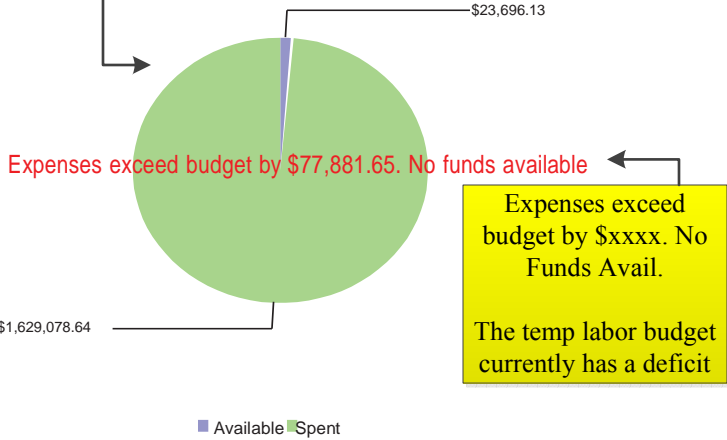
Unrestricted funds available for departmental use

Departmental Summary as of 10/27/15

Temporary Labor Resources

Restricted vs. Unrestricted

Available Balance by Category



By Fiscal Year

- 2014
- 2015
- 2016

Account categories correspond to Department Account Summary on next page. This does not include temp. Labor

3-year spending based on transactions that fit into each individual category
 Expenditures can be accessed by going to:
 Bi.uconn.edu → U-CLAS → Admin Reports → '3-Year Departmental Spending By Category'
 (using Mozilla as browser)

Report 2

Restricted Accounts

Department
Departmental Account Summary as of xx/xx/xx
Fiscal Year: 2016

Account	Account Name	Academic Materials Fee	Academic Support	Capital Equipment	Gifts	Indirect Cost Return	Instruction		Revenue Accounts	Rollover	Royalty	Salary Savings
		ALL	ALL	ALL	ALL	ALL	GENX	TEMP	ALL	ALL	ALL	ALL
<u>2534444</u>	Department Instruct	3,763.12	-25,597.86
<u>2533333</u>	Department Faculty Research	.	67.78
<u>2535555</u>	Department Program	.	18,397.60
<u>2666666</u>	Department Rollover	0.86	.	.
<u>2999999</u>	Salsav Department	77,861.98
<u>4156666</u>	Department Foundation Funds	1,500.00	.	.	.
<u>4222222</u>	Department Summer Session	.	20,121.11
<u>4333333</u>	Xerox Account	17,901.23	.	.	.
<u>4444444</u>	Department 2012 Allotment	0.00
<u>4555555</u>	Dept Research Account	66,995.18
<u>4666666</u>	Dept Continuation Account	0.00
<u>7777777</u>	Department Cap Eq	.	.	0.00
Total Dept: Department		0.00	38,586.49	0.00	0.00	66,995.18	3,763.12	-25,597.86	19,401.23	0.86	0.00	77,861.98

If red, indicates account is in deficit. Please contact departmental staff or CLAS BSC at bsc@uconn.edu.


- * Contact bsc@uconn.edu with any questions or visit <http://www.bsc.clas.uconn.edu/>
- * Balances include pending transactions in KFS as of prior day close of business.
- * GENX includes general expense transactions (GENX) and capital equipment purchases (CPTL).

Underlined account numbers indicate a drill down to account transactions

Unrestricted accounts for departmental use

Each category now includes pending entries

Department Statement of Accounts by Object Code
 as of 10/27/15
 Department Head
 Dept: Department Name
 College of Liberal Arts & Sciences
 Acct: 2555566 | Department Name
 EndDate:



Object	Object Description	Budget	Actual	Encumbered	Available
EXPENSE					
Personnel					
5111	Regular Payroll - Faculty	1,256,462.73	331,715.99	918,523.58	6,223.16
<u>5112</u>	Regular Payroll - Other Professional	136,018.00	36,035.56	99,983.32	-.88
<u>5240</u>	Payroll - Student Labor	2,500.00	.00	.00	2,500.00
5250	Payroll - Graduate Students	211,992.77	49,458.66	242,915.76	-80,381.65
<u>5391</u>	Payroll - AAUP 1% Buyback	.00	354.32	975.74	-1,330.06
5611	Fringe Benefits - Faculty (5111)	584,391.44	155,906.63	431,706.00	-3,221.19
<u>5612</u>	Fringe Benefits - Other Prof (5112)	79,074.98	21,441.19	59,490.06	-1,856.27
5650	Fringe Benefits - Grad Students (5250)	36,463.08	8,506.91	41,781.73	-13,825.56
<u>5725</u>	Worker's Compensation	17,470.88	4,589.38	13,875.69	-994.19
Total Personnel		2,324,373.88	608,008.64	1,809,251.88	-92,886.64
General Expense					
6000	Budget Pool - Other Expenses	9,233.00	.00	.00	9,233.00
<u>6140</u>	Subscriptions - Individual	.00	-300.00	.00	300.00
6230	General Fees not classified. No Services	.00	1.06	.00	-1.06
<u>6235</u>	Postage	.00	64.56	.00	-64.56
6601	General Repairs Labor	300.00	.00	300.00	.00
6614	Catering	.00	266.75	.00	-266.75
6638	Prof/Nonprof Svcs - Non-Consulting	.00	150.00	.00	-150.00
6770	Maintenance Supplies	.00	5.00	.00	-5.00
<u>6775</u>	Office Supplies	.00	924.42	28.11	-952.53
6780	Office Paper	.00	18.89	.00	-18.89
6870	Telephone - Toll Charges	.00	16.97	.00	-16.97
<u>6935</u>	Miscellaneous Expense	.00	23.50	.00	-23.50
7130	Procard Clearing	.00	7,024.14	.00	-7,024.14
Total General Expense		9,533.00	8,195.29	328.11	1,009.60
Total EXPENSE		2,333,906.88	616,203.93	1,809,579.99	-91,877.04

* Balances exclude indirect costs for grant and contract accounts (9900).
 * Contact BSC@uconn.edu with any questions or visit <http://www.bsc.clas.uconn.edu/>
 * Available Balance includes all pending edocs in process in KFS as of prior day close of business.

Underlined object codes indicate a drill down feature

The Purpose of this report is to show the department budget, actual expenditures, encumbrances, and available balance by category

Available balances may appear negative for some categories because budget dollars may not be line itemed

Report 4

Departmental Account Transactions for FY 2016
 Dept: Department Name
 College of Liberal Arts & Sciences
 KFS# 2555566 | Department Instruction
 Object: 5112 | Regular Payroll - Other Professional

Each object code will have an individual page

[Back to Summary](#)

Date	EDOC	Description	Budget	Encumbrance	Actuals
09/04/2015	Professional	Employee #1	.00	-3,169.97	3,169.97
09/04/2015	Professional	Employee #2	.00	-2,092.31	2,092.31
09/16/2015	EN3680	PAYROLL ENCUMBRANCES	.00	.00	.00
09/16/2015	HF3680	PPE_09/03/2015	.00	.00	.00
09/16/2015	Professional	Employee #1	.00	-3,169.97	3,169.97
09/16/2015	Professional	Employee #2	.00	-2,092.31	2,092.31
09/30/2015	EN3688	PAYROLL ENCUMBRANCES	.00	.00	.00
09/30/2015	HF3688	PPE_09/17/2015	.00	.00	.00
09/30/2015	Professional	Employee #1	.00	-3,169.97	3,169.97
09/30/2015	Professional	Employee #2	.00	-2,092.31	2,092.31
Total Regular Payroll - Other Professional			136,018.00	99,983.32	36,035.56

- * Balances exclude indirect costs for grant and contract accounts (9900).
- * Contact BSC@uconn.edu with any questions or visit <http://www.bsc.clas.uconn.edu/>
- * *Transactions listed in green italic are considered pending and are not yet finalized in KFS.*

Indicates the payroll category based on object code

Amount that is accounted for in available balance and is expected to pay out but has not posted to the account as an actual

What has actually paid out and posted to the account

The purpose of this report is to show the department a detailed listing of transactions that have hit in the current fiscal year. Each object code will have its own page.

Payroll transactions will now display with employee detail